



# 我的 藝遊

My Art Time

# 時光



全球資訊網 粉絲專頁

指導單位:  教育部 主辦單位:  國立臺灣藝術教育館  
National Taiwan Arts Education Center

臺北市中正區南海路43號 (02)2311-0574 10:00-17:00 (週一休館)



無障礙坡道  
Accessible Ramp



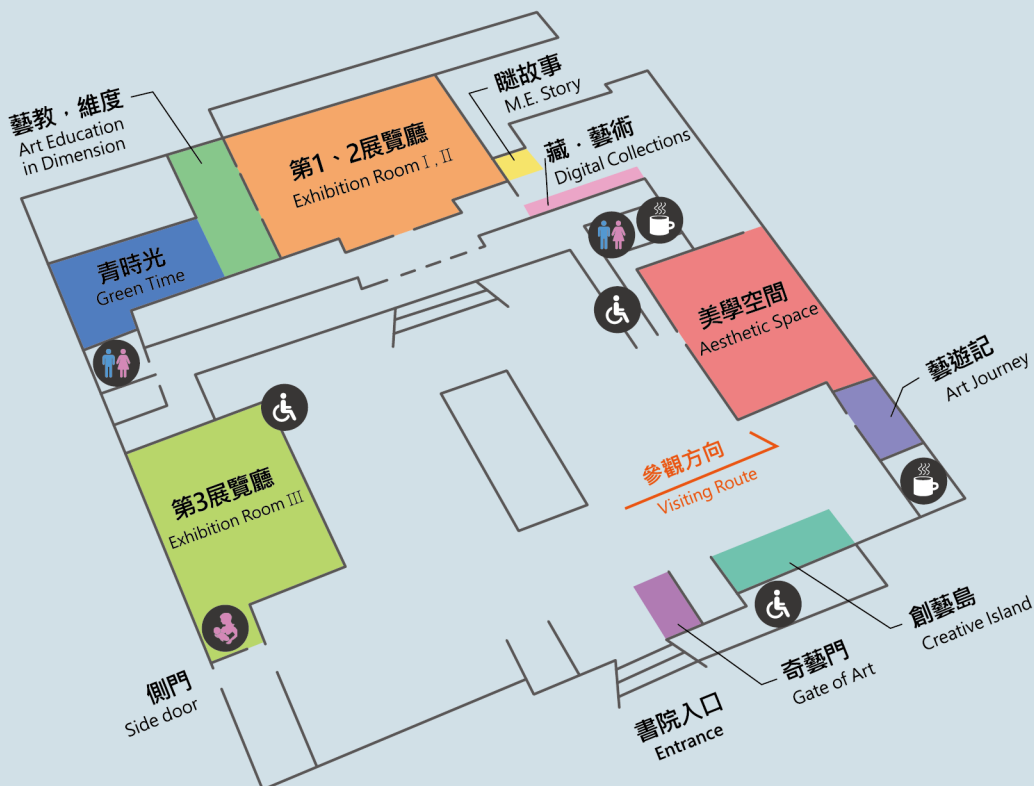
洗手間  
Restroom



哺乳室  
Nursery Room



茶水間  
Pantry



與孩子的默契約定

#### 參觀展覽、體驗活動時：

1. 不可飲食。
2. 輕聲說話。
3. 參觀方式大不同：
  - 展覽：用眼睛觀察，不觸摸作品。
  - 體驗：可以觸摸和體驗。
4. 遵守團體行動的規定。

#### During exhibition visits and experience activities:

1. Do not eat and drink.
2. Talk quietly.
3. Visit in various interaction models:
  - Exhibition: observe with eyes, no touching.
  - Experience: available for touching and experience.
4. Follow the rules of tour in groups.

## 歡迎來到南海書院

### Welcome to Nanhai Academy

歡迎來到國立臺灣藝術教育館南海書院，這裡有許多展覽和互動遊戲，還有動手玩藝術等活動，等著你來參觀和體驗，讓我們一起出發吧！

Welcome to the National Taiwan Arts Education Center Nanhai Academy, where there are many exhibitions and interactive games, as well as hands-on activities and other activities, waiting for you to visit and experience, let us start together!

### 參觀展覽與參加體驗

#### Exhibition Visits and Experiences

##### 1. 參觀與體驗時間

##### Opening Hours for Exhibition Visit and Experience

- 書院開放時間：09:00-17:00 (週一休館) 自由參觀

**參觀展覽活動** 美學空間、第1、2展覽廳、第3展覽廳

Opening Hours: 09:00-17:00 (Closed on Mondays)

Visits: Exhibition Room I, II and III, Aesthetic Space

- 互動區體驗時間：10:00-17:00 (週一休館) 自由參加

**參加體驗活動** 南海路創藝島、力巴哈客森林、鼓孜鼓孜湖、藏·藝術

Interaction Area Opening Hours: 10:00-17:00 (Closed on Mondays)

Taking Part in Experience Activities: Creative Island, Lipahak Forest, Kuzkuz Lake, Digital Collections.

##### 2. 參觀方向：從右側方向開始參觀

**Visit Orientations:** Starting from the right-hand side.

##### 3. 現在書院有什麼展覽呢？

##### What exhibitions are on?

請問問入口大廳迎賓導覽機、展覽告示牌就知道了

Check out the welcome kiosk and the exhibition bulletin to find out!



## 到力巴哈客森林探險

Let's Explore the Lipahak Forest

創藝島上有個快樂的森林，我們稱作「Lipahak! 力巴哈客森林」，藏著奇妙又充滿藝術的冒險關卡，請跟著淘氣的星星人出發。

Creative Island has a forest of happiness, and we call it "Lipahak Forest." Inside two twinkling star huts, magical and artistic challenges are hidden. Let's set off on an adventure with naughty Star Man.

### 小叮嚀 Reminder

Lipahak! 是阿美族語「快樂」的意思。

"Lipahak"! "Lipahak" means "Happiness" in Amis language.



### 走進奇藝門，冒險即將開始了

Walking through Gate of Art, the Adventure is about to begin

奇藝門的大螢幕，藏著3個闖關遊戲：

Gate of Art features a giant screen with three mini games:



### 微笑三重奏 Trio of Smile

拍出各種快樂的模樣

和朋友一起拍照，最重要的就是「微笑」，跟著畫面指示連續3次拍照，再用可愛的圖裝飾，就完成囉。

#### Capture Forms of Happiness

Take photos with your friends, which "smile" is the key. Take three photos in a row following instructions on screen by doing three gestures and facial expressions, and then decorate your photos with cute icons and objects to complete.



### 遇見星星人 Meeting Star Man

帶領星星人一起舞舞舞

從AR跳出的星星人立體又可愛，帶領他大膽做出5個有趣的動作和表情吧！

#### Lead the Dance with the Star Man

The Star Man popping out via AR are straight stereoscopic and adorable. Invite it to the Star Dance! Lead the Star Man moves of five interesting gestures and facial expressions!

### 小叮嚀 Reminder

- (1) 拍照前，請先打開QR Code軟體。  
Before taking photos, open QR Code scanner on your phone.
- (2) 團體一起，星星人只會跟隨其中1人的動作。  
If this game is played by a group of people, the Star Man will only follow the move of one of the person in the group.
- (3) 完成上傳即可掃描QR Code，將圖傳到行動電話。  
After taking photos, upload and scan QR Code to receive the photos on your phone.

### 小叮嚀 Reminder

- (1) 奇藝門是個大型觸控電視牆。  
The Gate of Art is a giant touch video wall.
- (2) 拍照前，請先打開QR Code軟體。  
Before taking photos, open QR Code scanner on your phone.
- (3) 裝飾圖時，請單人、單指拖拉圖(可放大縮小)。  
One person allowed when operating the video wall. Drag the icons and objects with one finger (enlarge/reduce available).
- (4) 拍照完成，即可掃描QR Code，上傳圖照到行動電話裡。  
After taking and decorating the photo, scan QR code to receive the uploaded photos on your phone.



### 展覽會之畫

Paintings of Exhibition

培養我的藝術欣賞超能力

這裡展出許多全國學生美術比賽得獎作品，你最喜歡哪一幅呢？說一說自己的心情感受吧！

#### Cultivate My Superpower for Art Appreciation

Here are award-winning works in the National Student Art Competition. Which one is your favorite? Share your feelings and perceptions and exert your art appreciation superpower!

### 小叮嚀 Reminder

請引導孩子仔細觀察作品的筆觸、構圖等創作細節，藉此培養對藝術作品的鑑賞能力。

Guide your kids to appreciate creative details of work including brush strokes, composition, etc. to cultivate their ability to appreciate artwork.

### 在謎故事裡，

### 我們穿越到圖畫書裡冒險

Get Cozy at M.E. Story Corner  
Enter Picture Books for Adventure

「謎故事」是個充滿想像力地方，可以眯著眼睛聽故事，也可以自己讀故事。

M.E. Story is an imaginative place where you can listen to stories with eyes closed or read the stories yourself.

### 小叮嚀 Reminder

- (1) 謎故事裡提供學生創作的「全國學生圖畫書創作獎得獎專輯」。  
The Corner is a special presentation of award-winning student works in the Nationwide Students' Picture Book Creation Award.
- (2) 閱讀完的故事書，請記得放回書櫃裡。  
Remember to return the read books back to the shelves.



# 來創藝島和畫畫跳舞吧

Let's Make You Painting Dance in Creative Island

創藝島裡有個可以讓安靜的畫跳起舞來的牆，還有一個住在樹屋裡會說故事的魔法書。

In Creative Island, we have a magical wall that can make all the shy paintings start to dance, and a lived-in-treehouse magical book that can tell interesting stories.



## 入口區 Entrance

穿過這個叢林，會有什麼驚奇呢？

茂密的叢林裡，藏著許多小動物，找一找，和牠們拍個照，留下美好的回憶。

### What Surprises Await when Crossing the Forest?

The lush forest is a hiding place for many critters. Leave it memorable by taking photos with them.

### 小叮嚀 Reminder

- (1) 請把書包和水壺放在櫃子裡。  
Place your backpack and water bottle at the cabinet.
- (2) 請聽老師指揮，排隊拍照唷。  
Listen to teacher and wait in lines for photo.



## 繪畫區 Painting Area

發揮創意，我的獨一無二

怎麼才能讓畫畫跳舞呢？讓青蛙和牠的朋友們告訴你，請運用創造力，畫出獨一無二的畫吧！

### Get Creative and Show Uniqueness

How do we make the drawings dance? Let the frog and its friends tell you. Use your creativity and create a painting one of a kind!

### 小叮嚀 Reminder

- (1) 本活動是透過光投影牆面呈現圖畫作品，提醒孩子選鮮豔的顏色創作。  
This activity is a presentation of paintings through the wall projection. Remind kids to create with bright and vivid colors.
- (2) 掃描的內容設定在造形框裡，盡量塗滿顏色。  
The content of scanning is confined to the wire frames in shapes. Please fill as much color as possible.



## 故事屋 Story House

樹屋裡說故事的魔法書

魔法書小姐的大箱子原來不只有魔法，還有好多故事，請輕輕點一點，故事就要開始了。

### The Storytelling Magic Book in the Tree House

Turns out the giant box of Miss Magic Book has magic and lots of stories. Tap on the screen, since the story is about to begin.

### 小叮嚀 Reminder

- (1) 故事內容選自「全國學生圖畫創作獎」特優作品。  
The stories are selected from High-Distinction Award winners in the Nationwide Students' Picture Book Creation Award.
- (2) 請大家安靜坐好聆聽故事，並請大人幫忙，點選想聽的故事。  
Kids should remain seated and quiet. Let the adults to select the stories to listen to.



準備好了嗎？

我們一起進到這個奇異世界吧！

Are you ready? Let's enter the Strange World!



## 互動區 Interaction Area

讓畫跳舞嘍

畫好的圖，請掃描機幫忙，就能讓畫到情境牆上跳舞，拍拍你的圖，看它有什麼有趣的變化！

### Make the Drawing Boogie

With the help of the scanner, the drawing may boogie on the scenario wall. Tap on the wall and expect some interesting changes.

### 小叮嚀 Reminder

- (1) 請志工叔叔阿姨協助掃描，別忘了排隊和說謝謝。  
The scanning is facilitated by the volunteer uncles and aunts. Don't forget to wait in line and say thank you to them.
- (2) 全長10公尺的互動牆，請讓孩子找找自己的畫作在哪裡？  
Let the kids find their own works on the 10-meter interactive wall!

## 鼓孜鼓孜湖探索之旅出發

Let's Go Explore the Kuzkuz Lake!

創藝島上有個被力巴哈客森林圍繞的美麗湖泊，藏著許多的藝術傳說和寶藏，大家稱她為「Kuzkuz! 鼓孜鼓孜湖」，動物夥伴們決定組成玩藝探險隊，準備來一趟探索之旅。

On the Creative Island, there is a beautiful lake surrounded by Lipahak Forest called Kuzkuz Lake, an ideal hideout for legends of art and treasures. The animals just set up an play-art team to explore the area. Let's go!

### 小叮嚀 Reminder

Kuzkuz! 是布農族語「探索」的意思。

Kuzkuz refers to "Exploration" in Bunun.



### 藝遊記 Art Journey

挑戰組合力與玩速度

請先挑選喜歡的車，用積木組合獨一無二的藝遊車，繞著「鼓孜鼓孜湖」完成環湖2圈的任務，看誰先發現躲藏的藝術寶藏。

### Assembly Capability Challenge and Game of Speed

Pick your favorite car and assemble with blocks the unique "Art Journey Car", and then drive it around the "Kuzkuz Lake" two times to complete the quest and see who will find the hidden art treasure.

### 小叮嚀 Reminder

- (1) 「藝遊記」是一個大型的互動投影桌。  
"Art Journey" is a large interactive projection table.
- (2) 「藝術寶藏」是來自全國學生美術比賽的得獎作品。  
The "Art Treasure" are the award-winning works in the National Student Art Competition.
- (3) 完成「藝遊記」任務，請把積木放回盒中，讓下一位也能順利完成任務。  
After completing the "Art Journey" quest. Place the blocks back to the box, so that the next player may also complete the quest smoothly.



### 藝教·維度

Art Education in Dimension

穿越到過去看看那些精彩

「藝教·維度」是個奇妙的地方，一踏進來就像搭乘時光機帶你回到過去，看看藝教館的成長故事！

### Traveling Back to the Past for Witnessing Brilliance

"Art Education in Dimension" is a wonderful place. Once you step in, you will be brought back to the past and learn more about the history of NTAEC, as if you've taken a ride on time machine!

### 小叮嚀 Reminder

- (1) 國立臺灣藝術教育館簡稱「藝教館」，建於民國46年。  
National Taiwan Arts Education Center was built in 1957.
- (2) 這是在南海劇場觀賞表演，在南海書院觀賞展覽的地方。  
In here, people can watch the performances at the Nanhai Theater and visit exhibitions at the Nanhai Academy.
- (3) 一起從建築變化、表演與展覽活動、歷史紀錄認識藝教館吧！  
Know all about this place with architectural changes, performances and exhibition events, and historical records!



### 青時光 Green Time

用手作創意度過悠閒時間

「青時光」是一個輕鬆悠閒又充滿創意學習的園地，在這裡，可以跟著老師動手玩藝術，也可以進行團體參觀後的心得分享與研習活動。

### Leisurable Pastime with Handmade Creations

"Green Time" is the leisurable and relaxing place filled with creativity and learning experiences. In here, one can do arts with the teachers or take sharing and workshops after a group visit.

### 小叮嚀 Reminder

- (1) 活動過程請小心使用剪刀等銳利的工具。  
Be careful when using sharp tools during the activity.
- (2) 小朋友請由大人陪伴一起玩。  
Kids signing up for the experience shall be accompanied by an adult.
- (3) 活動結束請記得將環境收拾乾淨。  
Remember to clean up the environment.

# 啟動我的推理魂，隨風遊歷阿特藝境

Kindle Your Reasoning Spirit-Art Travel with the Wind

跟著星星人芙伊斯，穿梭在充滿藝術寶藏的創藝島，展開在阿特藝境的解謎之旅！

Follow Fois the Star Man and meander through the art treasure-filled Creative Island. Start your puzzle solving journey!

「請幫忙尋找失落的水晶『南海之星』，那是創藝島上代表創意與靈感最重要的能量來源。」

"Please help us find the lost crystal Nanhai Star. It's the energy source for inspiration on the Creative Island."



星星人 芙伊斯  
Fois

「碎裂的4塊水晶散落在島上各處，必須趕快找回來！」

"The crystal broken into 4 pieces are scattered on this island. We must retrieve them as soon as possible!"



睡蓮仙子 尼暮菲亞  
Nymphaea



熊司機 鄂索  
Oso

## 即將進入「阿特藝境」活動流程 Flow

租借平板電腦  
Borrow a tablet

使用個人證件租借  
Leave a personal ID as collateral to borrow a tablet.

選擇模式  
Select Mode

- (1)遊戲模式 Gameplay Mode
- (2)導覽模式 Guide Mode

活動體驗  
Event Experience

歸還平板電腦  
Return the tablet

## ◆ 遊戲模式 Gameplay Mode

化身旅人，呼叫芙伊斯，解謎行動開始

Become a traveler. Call Fois. Let the Puzzle Solving actions begin.

搭配體驗的平板電腦，首先請了解遊戲引導及操作功能，遊戲開始，化身「旅人」的我，呼叫芙伊斯，展開解謎行動。

Learn the game guide and operations through the tablet, and then become a traveler and call Fois to start your puzzle solving.

訊息欄 Message Board  
各關卡介紹  
Stages Introduction

水晶蒐集區  
Crystal Pieces Collected



提示 Hint  
提供3次遊戲提示  
3 hints available

地圖 Map  
隨時提供地點查詢  
Locations query available



## 穿梭藝教館，挑戰9個藝術關卡，找回南海之星

Browse through NTAEC, take challenges from the 9 stages, and find the Nanhai Star

跟著故事劇情，穿梭藝教館各展演場域，從南海書院到南海劇場，從南海路創藝島、力巴哈客森林到鼓孜鼓孜湖，挑戰虛實交錯的藝術解謎。

Browse through every section of the Center through the progression of story and challenge the art puzzles where the virtual meets the reality.

第 1 關  
Level 1  
抵達創藝島  
Arrival at Creative Island

第 2 關  
Level 2  
消失的字畫  
The Vanished Calligraphy and Paintings

第 3 關  
Level 3  
書中的傳送門  
A Portal in a Book

第 4 關  
Level 4  
穿越那個森林  
Through the Forest

第 5 關  
Level 5  
鼓孜鼓孜湖密碼  
The Kuzkuz Lake Password

第 6 關  
Level 6  
探索水晶宮  
Exploration of the Crystal Palace

第 7 關  
Level 7  
歷史事件日記簿  
The Journal of Historical Events

第 8 關  
Level 8  
通往南海劇場的密語  
The Secret Password to Nanhai Theater

第 9 關  
Level 6  
給魔王的震撼教育  
A Shocking Lesson for the Demon King

尾聲  
Epilogue  
Nymphaea 的回歸  
Return of Nymphaea

## ◆ 導覽模式 Guide Mode

自在探索，輕鬆暢遊藝教館

Explore freely, and take the NTAEC tour at ease

以輕鬆自由的方式進行，透過平板電腦圖文導覽解說及小遊戲，遊歷各個展演場所，適合師生共學，親子共遊。

Experience at a free manner. Browse sections of the Center following the graphics guide and mini games on tablet. The experience is suitable for mutual learning by teachers and students as well as parent-child tour.



## 小叮嚀 Reminder

- (1)請搭配平板電腦掛繩，以便穩定從容的進行活動。  
Attach the tablet with a lanyard for stable table operations throughout the event.
- (2)請留意高高低低與多階梯的地形。  
Beware of potential elevation differences on the floor.
- (3)解謎途中遇到困難可以詢問展場志工人員。  
If you meet with difficulties in the game, approach volunteers on exhibition site for inquiry.
- (4)最多可提供12組體驗，每組可1-3人分工挑戰。  
The experience may accommodate up to 12 groups composed of 1 to 3 members each.
- (5)提供英文版本挑戰體驗。  
English translation available.

## 隨心所欲拜訪藝教館

Visit NTAEC at Will

粉藝聽，提供個人化行動數位語音導覽系統，透過最輕鬆、自在、簡便，多語隨選模式，我們便能以自己的節奏，隨心、漫遊藝教館。

The Sound of Art features a personalized mobile and digital audio tour system. Meander through NTAEC at your own pace using the system with ease at use, simplicity and multi-language support.

### 手機掃描行動條碼QR Code，開始拜訪藝教館

Scan QR Code with your phone to start your visit to NTAEC

運用手機，掃描布置在藝教館裡的粉藝聽QR Code，就可以悠游自在的拜訪藝教館了。

You may start your meander through the NTAEC after scan QR Codes in the NTAEC with your phone.



打開手機掃描器

Open QR Code scanner  
on your phone

選擇語系  
Select language

聆聽導覽

Listen to the audio tour



### 支援5種語系，自由挑選切換

5 languages/dialects available. Switch to other languages or dialects freely.

提供華語、英語、日語、臺語、客語，5種語系選擇。

The tour comes with 5 languages/dialects including Mandarin, English, Japanese, Taiwanese, and Hakka.

### 小叮嚀 Reminder

(1)請自備：行動電話、個人用耳機

Please prepare your own phone and earphone.

(2)在第1站選擇語系後，後續掃描會延續提供同語系導覽。

The language selected in 1st stop will remain as the language used in subsequent stops in the tour.

### 10個拜訪地點認識藝教館

Learn more about 10 locations in the NTAEC.

轉進南海學園園區，從南海劇場到南海學園，挑選10個最具代表的景點，介紹給您最歷史與最藝術的藝教館。

As you enter NTAEC, you may visit the 10 most iconic locations within ranging from Nanhai Theater to Nanhai Academy. Learn more about the historic and artistic NTAEC.

#### 1. 拜訪藝教館

Visit the NTAEC

#### 2. 南海書院說故事

Nanhai Academy Story Time

#### 3. 書院迴廊散步

College Corridor Stroll

#### 4. 中庭池畔的生態對話

An Ecological Dialogue by the Atrium Pool

#### 5. 第1、2展覽廳的陽光

Sunshine in Exhibition Room I and II

#### 6. 第3展覽廳與美學空間

Exhibition Room III and College Exhibition Spaces

#### 7. 藝教，維度穿越時光

Art Education in Dimension Through Time

#### 8. 互動體驗區動動美

Interactive Area, Interacting Art

#### 9. 南海劇場戲劇風華

Nanhai Theater Drama Highlights

#### 10. 拉開南海劇場的幕

Opening the curtain of Nanhai Theater



## 沉浸在典藏藝術流光中

### Immerse in the Streamer of NTAEC's Art Collections

藏存於歷史中的館藏藝術作品，翩翩轉身，以經典與數位的樣貌，躍然呈現在一座互動牆上，細緻且巨大，彷彿沉浸在典藏藝術流光中。

Pieces of art collection obtained throughout NTAEC history undergo a metamorphosis and presented on the interactive walls in digital form. The delicate and ginormous art allows visitors to immerse in the streamer of art.

### 巨幅圖像，賞析經典細節

#### Large Paintings for Appreciation of Details on Classics

精選「館藏經典」與「世界兒童畫」作品，轉製數位化，投影在全長8公尺互動牆上的巨大作品，更適合細細欣賞作品。

Pieces including the selected "NTAEC Classics" and "World School Children's Art Exhibition" are projected on the 8-meter interactive wall for visitors to gaze upon the details.



#### 小叮嚀 Reminder

- (1) 「館藏經典」作品包含國內著名前輩藝術家的珍貴創作。  
NTAEC Classics from artists.
- (2) 「世界兒童畫」作品收藏自2007年起，由中華民國兒童美術教育學會舉辦的畫展捐贈。  
The "World School Children's Art Exhibition" collection are donations from the art exhibitions from the Association for Education through Art of the Republic of China since 2007.
- (3) 本展為數位互動常設展，規劃以換展方式安排「館藏經典」與「世界兒童畫」展覽。  
This is a permanent exhibition via digital media. Potential change to exhibition to be planned.

### 經典再現

#### Revival of Classics

精選歷年「館藏經典」作品160幅；互動牆以色系分類規劃為5個體驗區。提供多人同時瀏覽。另設計「待機畫面」，以滿版畫面展現作品意境。

160 selected "NTAEC Classics" works throughout NTAEC collection history are displayed; five experience areas are divided by color tones. Simultaneous engagement by multiple visitors in the experience available. Filled screen displayed upon standby to express the prospects of works.



### 童畫世界

#### The World of Children's Art

蒐集歷年「世界兒童畫」獲獎作品90幅，請賞析各國小朋友獨特觀察的創作；互動牆則分別以亞洲作品、美洲/大洋洲作品、歐洲/非洲作品規劃3個體驗區。

This section features 90 award-winning works from the "World School Children's Art Exhibition" collected throughout the years. Appreciate the unique creation by school children from various countries; the walls are further furnished with 3 works experience areas, divided by regions of Asia, America/Oceania, and Europe/Africa.



## 展覽參觀時光

Exhibition Time

南海書院有4個展覽場地，包括：美學空間、第1、2展覽廳、第3展覽廳，有許多藝術家和藝術團體會來這裡舉辦展覽活動，其中也會展出小朋友的創作作品，或是參加繪畫、美術、圖畫書創作比賽的得獎作品。

There are four exhibition room in Nanhai Gallery, includes Aesthetic Space, Exhibition Room I, II, and Exhibition Room III. Many artists and art groups have came here to present their exhibitions.

## 小叮嚀 Reminder

(1) 參觀展覽時，請用眼睛觀賞，並和展覽作品保持距離，別用手碰觸作品。

When appreciating exhibitions, observe with eyes and stay with the exhibition. Keep distance from the exhibition and do not touch the exhibition.

(2) 如何參觀展覽呢？可運用「三段式美展參觀法」：

How do we appreciate the exhibitions? Application of the "Three-Stage Arts Exhibition Method" can be applied:

a. 走馬看花：大概觀賞一遍，先對展覽內容有整體印象與認識，再決定參觀的方式與重點。

Take a rough look at the entire exhibition to gain overall impression and understanding of the exhibition before determining the orientation and highlight to appreciate in your visit.

b. 蜻蜓點水：選擇幾件作品，可能是展覽的主題，或較具代表性，較感興趣的作品。Select certain works, which could be exhibits under the specific exhibition topic, or some iconic works you're more interested in.

c. 老牛吃草：仔細觀察，慢慢品味作品的特色與內涵。

Observe carefully and slowly savor the features and connotations of works.



藝遊筆記

Art Note

今天在南海書院參觀或體驗了什麼呢？把它勾起來。

1. 我參觀：☐ 美學空間 ☐ 第1、2展覽廳 ☐ 第3展覽廳  
☐ 鼓孜鼓孜湖：藝教·維度

2. 我體驗：☐ 力巴哈客森林：☐ 奇藝門 ☐ 謎故事  
☐ 創藝島：☐ 互動區 ☐ 故事屋  
☐ 鼓孜鼓孜湖：☐ 藝遊記 ☐ 青時光  
☐ 隨風遊歷阿特藝境 ☐ 粉藝聽 ☐ 藏·藝術

我最喜歡的展覽活動或體驗活動是……

1. 展覽活動：☐ 美學空間 ☐ 第1、2展覽廳 ☐ 第3展覽廳  
☐ 鼓孜鼓孜湖：藝教·維度

2. 體驗活動：☐ 力巴哈客森林：☐ 奇藝門 ☐ 謎故事  
☐ 創藝島：☐ 互動區 ☐ 故事屋  
☐ 鼓孜鼓孜湖：☐ 藝遊記 ☐ 青時光  
☐ 隨風遊歷阿特藝境 ☐ 粉藝聽 ☐ 藏·藝術

What did you visit or experience in the Nanhai Academy today?

1. I visited: ☐ Aesthetic Space ☐ Exhibition Room I, II ☐ Exhibition Room III  
☐ Kuzkuz Lake: Art Education in Dimension

2. I experienced: ☐ Lipahak Forest: ☐ Gate of Art ☐ M. E. Story  
☐ Creative Island: ☐ Interactive area ☐ Story House  
☐ Kuzkuz Lake: ☐ Art Journey ☐ Green Time  
☐ Art Travel with the Wind ☐ The Sound of Art ☐ Digital Collections

What is your favorite exhibition or experience activity?

1. Exhibition Activity: ☐ Aesthetic Space ☐ Exhibition Room I, II ☐ Exhibition Room III  
☐ Kuzkuz Lake: Art Education in Dimension

2. Experience Activity: ☐ Lipahak Forest: ☐ Gate of Art ☐ M. E. Story  
☐ Creative Island: ☐ Interactive area ☐ Story House  
☐ Kuzkuz Lake: ☐ Art Journey ☐ Green Time  
☐ Art Travel with the Wind ☐ The Sound of Art ☐ Digital Collections

